



District Report Card: 2017


State: Odisha	District: Keonjhar
Class: 5	Subject: Language
Schools: 61	Students: 951


Participation/Coverage


Students

<div>GENDER</div> <div></div>	Boys				Girls			
	Number		%		Number		%	
	457		48.05		494		51.95	

<div>AREA</div> <div></div>	Rural				Urban			
	Number		%		Number		%	
	868		91.27		83		8.73	

<div>CATEGORY</div> <div></div>	SC		ST		OBC		GEN	
	Number	%	Number	%	Number	%	Number	%
	79	8.31	631	66.35	229	24.08	12	1.26

<div>CWSN</div> <div></div>	LD	VI	HI	S&LD	ID	Oth
	4	1	1	1	0	0

<div>Management</div> <div></div>	Government			Government-aided		
	Number		%	Number		%
	951		100.00	0		0.00

Average Performance of Students in Language (%)

Overall	Gender		Area		Management		Social Group			
	Male	Female	Rural	Urban	Govt.	Aided	SC	ST	OBC	GEN
46.21	46.02	46.38	47.46	33.17	46.21	0.00	44.47	45.58	48.30	51.11

Performance on Learning Outcomes (LOs)

Learning Outcomes	Description	Average Performance(%)
L504	Reads and comprehends independently storybooks, news items/ headlines, advertisements etc.	43.55
L508	Reads text with comprehension, locates details and sequence of events	47.54

Range of Performance of Students who Answered Correctly							
Below 30%		30% - 50%		50% - 75%		Above 75%	
Number	%	Number	%	Number	%	Number	%
245	25.76	282	29.65	322	33.86	102	10.73

Lowest Performing Learning Outcomes (LOs)

- 1 - Reads and comprehends independently storybooks, news items/ headlines, advertisements etc. (43.55)
- 2 - Reads text with comprehension, locates details and sequence of events (47.54)